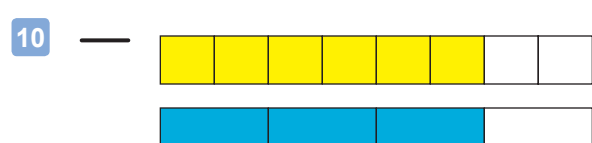
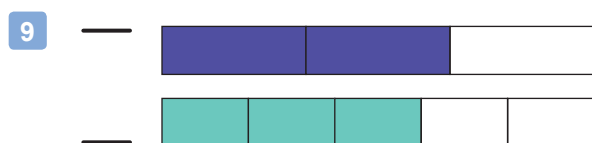
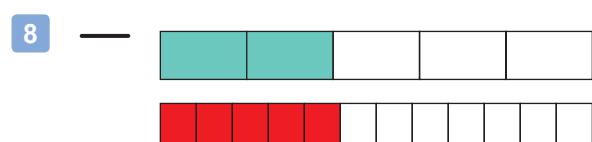
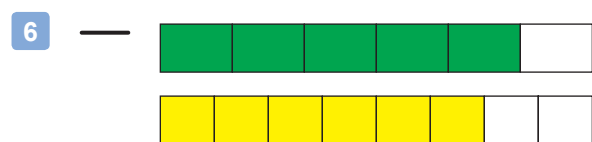
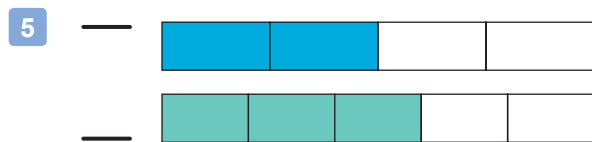
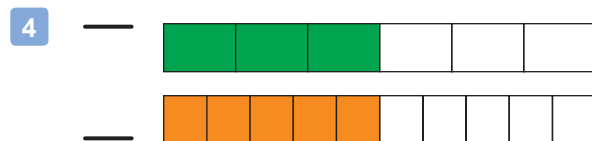
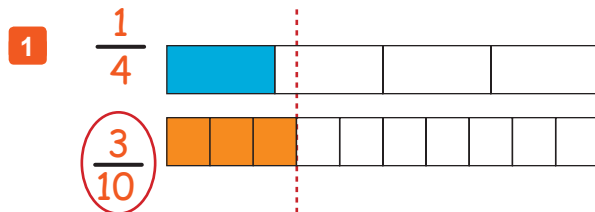


Comparing Fractions Visually

WWP 1

Instructions: For each pair of fraction-bars, write the fractions that are represented by the shaded parts. Then compare the fractions visually and circle the fraction that has the greatest amount. If the amounts are equal, circle both fractions.



Adding Fractions (with Visual Aids)

WWP 2

Instructions: Use the pictures to add fractions. Shade the number of squares you would have if the two fraction bars were combined. Then write the resulting fraction.

1

$$\frac{2}{6} + \frac{3}{6} = \frac{5}{6}$$

2

$$\frac{2}{5} + \frac{1}{5} = \underline{\quad}$$

3

$$\frac{4}{8} + \frac{1}{8} = \underline{\quad}$$

4

$$\frac{1}{4} + \frac{1}{4} = \underline{\quad}$$

5

$$\frac{2}{6} + \frac{2}{6} = \underline{\quad}$$

6

$$\frac{2}{3} + \frac{1}{3} = \underline{\quad}$$


7

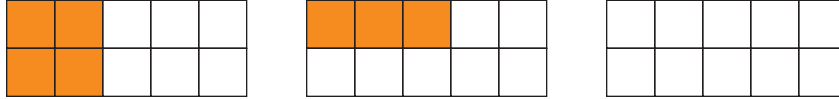
$$\frac{4}{10} + \frac{3}{10} = \underline{\quad}$$


Adding Fractions (with Visual Aids) - Set 2

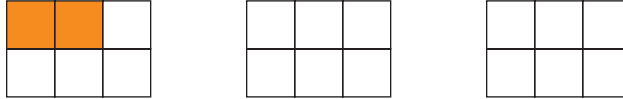
WWP 3


Instructions: Use the pictures to add fractions. Shade the number of squares you would have if the two fraction bars were combined. Then write the resulting fraction.


1  *shade the total*
 $\frac{1}{3} + \frac{1}{3} = \frac{2}{3}$ *fraction answer*

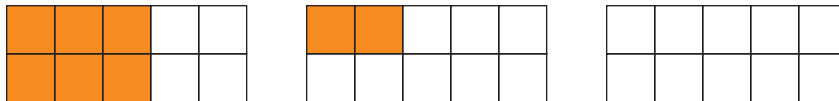
2 
 $\frac{4}{10} + \frac{3}{10} = \underline{\quad}$

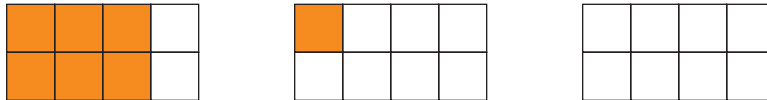
3 
 $\frac{2}{4} + \frac{1}{4} = \underline{\quad}$

4 
 $\frac{2}{6} + \frac{0}{6} = \underline{\quad}$

5 
 $\frac{3}{4} + \frac{1}{4} = \underline{\quad}$

6 
 $\frac{1}{5} + \frac{3}{5} = \underline{\quad}$

7 
 $\frac{6}{10} + \frac{2}{10} = \underline{\quad}$

8 
 $\frac{6}{8} + \frac{1}{8} = \underline{\quad}$

Adding Fractions By Procedure

WWP 4

Instructions: Add these fractions using the procedure you learned in the video.

1 $\frac{1}{5} + \frac{3}{5} = \frac{4}{5}$

2 $\frac{3}{10} + \frac{4}{10} = \text{---}$

3 $\frac{6}{8} + \frac{2}{8} = \text{---}$

4 $\frac{9}{11} + \frac{8}{11} = \text{---}$

5 $\frac{1}{4} + \frac{1}{4} = \text{---}$

6 $\frac{5}{8} + \frac{1}{8} = \text{---}$

7 $\frac{1}{7} + \frac{2}{7} = \text{---}$

8 $\frac{5}{16} + \frac{3}{16} = \text{---}$

9 $\frac{4}{5} + \frac{1}{5} = \text{---}$

10 $\frac{1}{18} + \frac{6}{18} = \text{---}$

11 $\frac{3}{9} + \frac{4}{9} = \text{---}$

12 $\frac{6}{14} + \frac{1}{14} = \text{---}$

13 $\frac{1}{2} + \frac{3}{2} = \text{---}$

14 $\frac{8}{3} + \frac{1}{3} = \text{---}$

15 $\frac{5}{4} + \frac{2}{4} = \text{---}$

16 $\frac{7}{9} + \frac{4}{9} = \text{---}$

17 $\frac{4}{10} + \frac{4}{10} = \text{---}$

18 $\frac{5}{15} + \frac{5}{15} = \text{---}$

19 $\frac{5}{12} + \frac{3}{12} = \text{---}$

20 $\frac{8}{20} + \frac{7}{20} = \text{---}$

Subtracting Fractions By Procedure

WWP 5

Instructions: Subtract these fractions. Use the same procedure you learned in the video, but subtract the top numbers instead of adding them.

$$1 \quad \frac{6}{8} - \frac{3}{8} = \frac{3}{8}$$

$$2 \quad \frac{8}{12} - \frac{4}{12} = \underline{\quad}$$

$$3 \quad \frac{3}{2} - \frac{2}{2} = \underline{\quad}$$

$$4 \quad \frac{5}{15} - \frac{3}{15} = \underline{\quad}$$

$$5 \quad \frac{3}{4} - \frac{1}{4} = \underline{\quad}$$

$$6 \quad \frac{6}{8} - \frac{4}{8} = \underline{\quad}$$

$$7 \quad \frac{4}{5} - \frac{2}{5} = \underline{\quad}$$

$$8 \quad \frac{9}{20} - \frac{5}{20} = \underline{\quad}$$

$$9 \quad \frac{7}{8} - \frac{6}{8} = \underline{\quad}$$

$$10 \quad \frac{12}{18} - \frac{6}{18} = \underline{\quad}$$

$$11 \quad \frac{5}{9} - \frac{1}{9} = \underline{\quad}$$

$$12 \quad \frac{15}{17} - \frac{9}{17} = \underline{\quad}$$

$$13 \quad \frac{7}{7} - \frac{3}{7} = \underline{\quad}$$

$$14 \quad \frac{4}{3} - \frac{2}{3} = \underline{\quad}$$

$$15 \quad \frac{8}{6} - \frac{7}{6} = \underline{\quad}$$

$$16 \quad \frac{9}{9} - \frac{2}{9} = \underline{\quad}$$

$$17 \quad \frac{9}{10} - \frac{4}{10} = \underline{\quad}$$

$$18 \quad \frac{20}{15} - \frac{18}{15} = \underline{\quad}$$

$$19 \quad \frac{7}{14} - \frac{2}{14} = \underline{\quad}$$

$$20 \quad \frac{17}{20} - \frac{7}{20} = \underline{\quad}$$

Adding & Subtracting Fractions By Procedure

WWP 6

Instructions: Add or subtract these fractions using the procedure you learned in the video.

1 $\frac{7}{4} + \frac{3}{4} = \frac{10}{4}$

2 $\frac{9}{16} - \frac{5}{16} = \text{---}$

3 $\frac{6}{7} - \frac{4}{7} = \text{---}$

4 $\frac{10}{14} + \frac{3}{14} = \text{---}$

5 $\frac{2}{3} - \frac{0}{3} = \text{---}$

6 $\frac{3}{7} - \frac{2}{7} = \text{---}$

7 $\frac{1}{5} + \frac{3}{5} = \text{---}$

8 $\frac{4}{15} + \frac{8}{15} = \text{---}$

9 $\frac{8}{9} + \frac{4}{9} = \text{---}$

10 $\frac{10}{12} - \frac{2}{12} = \text{---}$

11 $\frac{3}{2} - \frac{1}{2} = \text{---}$

12 $\frac{14}{15} + \frac{2}{15} = \text{---}$

13 $\frac{6}{8} + \frac{5}{8} = \text{---}$

14 $\frac{4}{9} + \frac{3}{9} = \text{---}$

15 $\frac{2}{5} - \frac{2}{5} = \text{---}$

16 $\frac{1}{5} + \frac{7}{5} = \text{---}$

17 $\frac{4}{12} + \frac{3}{12} = \text{---}$

18 $\frac{20}{10} - \frac{18}{10} = \text{---}$

19 $\frac{8}{10} + \frac{2}{10} = \text{---}$

20 $\frac{15}{19} + \frac{2}{19} = \text{---}$